

Luca Kids Stool INSTRUCTION MANUAL

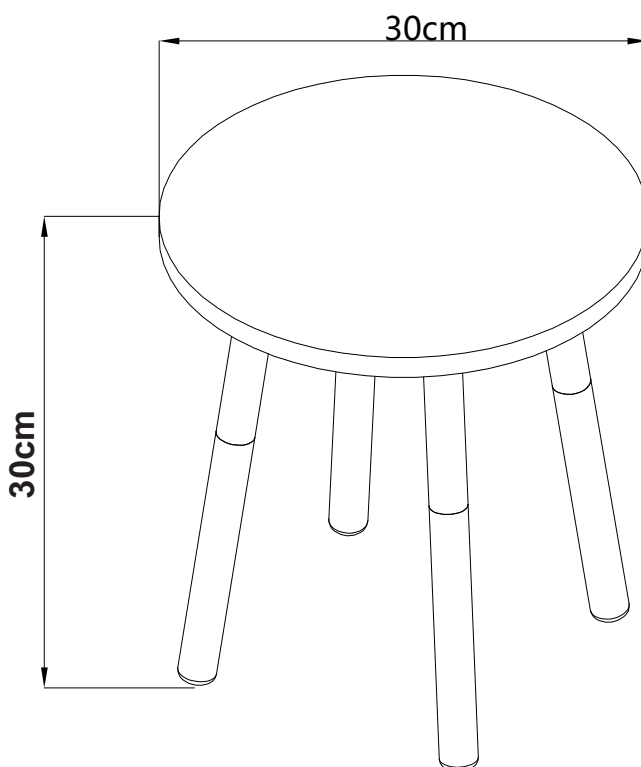
Maximum weight for this product is 30 kg



This icon in assembly instructions indicates important notes that users should follow during assembly.



To reduce paper waste and protect the environment, less pages are used and printed on recycled paper.



1-PERSON ASSEMBLY



Do not over tighten fixings.
Tighten all fixings until they are captive.

Warning! Adult assembly required.
Warning! Not suitable for children under 3 years old.
Small parts. Choking hazards.

Warranty

We pride ourselves on producing a range of quality products that are both packed with features and completely reliable. We are so confident in our products, we back them up with a two years warranty. Now you too can relax knowing that you are covered.

Customer Helpline NZ: 0800 422 274
This product is covered by two years warranty when accompanied by proof of purchase.

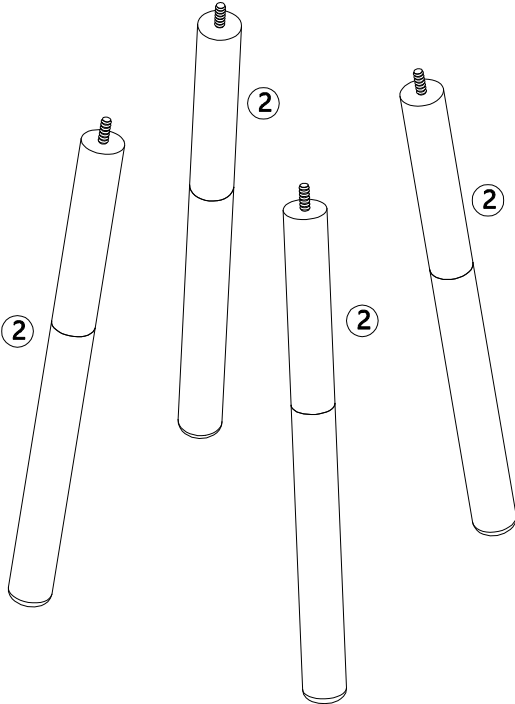
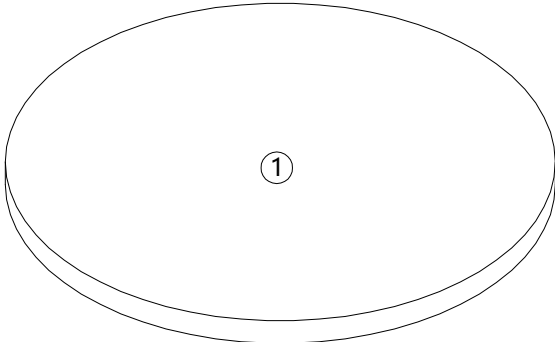
Tips before you start

- 1 For the protection of your furniture, we recommend that the product is placed on a protected surface during assembly to prevent any damage.
- 2 Check and fasten all the nails and screws before use, any connection failure may lead to hazards, e.g. tipping, falling, collapse.
- 3 For ease and speed of assembly, we recommend that you identify all the parts required for each step before commencing assembly.
- 4 For larger items, please ensure that you have sufficient space and people to assemble your product safely.
- 5 We recommend that, where possible, all items are assembled near to the area in which they will be placed in use, to avoid moving the product unnecessarily.
- 6 During assembly please take care not to over-tighten hardware, as this may damage the product. Do not use power tools.
- 7 Always place the product on a steady and stable surface.
- 8 Do not stand on the product. Do not use the product as a stepladder.
- 9 This product is intended for indoor, household use only as it is a nonindustrial product.
- 10 Please use caution and care when lifting the product to avoid personal injury and/or product damage.
- 11 Parents and carers should ensure that children are properly instructed in the use of this product.
- 12 Parents and carers are to check all hardware fixings are secure and ensure a full check of assembly is done before use.
- 13 Please ensure to place your product in a safe position in a room and away from other furniture children may be tempted to climb on such as windows, ceiling fans, curtains and cords.

Care and maintenance

- ☞ Please periodically check all things and re-tighten as necessary.
- ☞ To clean your item, please use a damp cloth and wipe clean.
- ☞ Never allow any kind of liquid to remain on your furniture.
- ☞ Absorption can cause wood to warp or finishes to delaminate.
- ☞ Please do not place hot items (e.g., hot drinks) directly onto the surface.
- ☞ Please do not drag and pull your furniture.

Part Name



Assembly

1.

