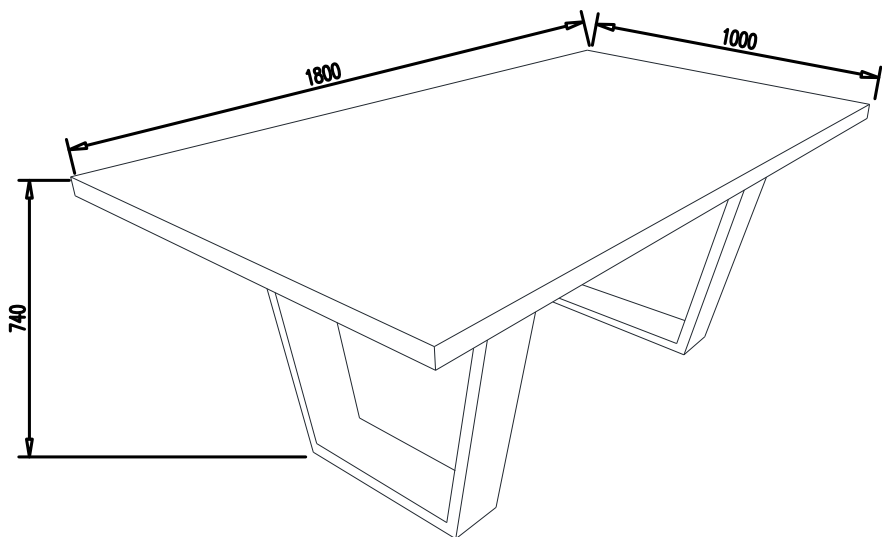


LIVING & CO[®]


ALUM/GRC DINING TABLE 1.8M



INSTRUCTION MANUAL

Barcode: 9401056867080

AFTER SALES SUPPORT

 (NZ) 0800 422 274

Important Safety Instructions

Semi-tighten each bolt during assembly; ensure all bolts are tightened when fully assembled

Always place the product on a flat, steady and stable surface

Assembly Details

45 MIN

Approximate Assembly Time



4 Persons of Assembly

FLOOR AREA
4.0M x 2.0M



Required Assembly Space

Tip before you start

1. Please check that all parts are present before you start the assembly of your furniture.
2. For ease and speed of assembly, we recommend that before you commence each step of the assembly, that you identify all the parts required for that step.
3. For larger items, please ensure that you have sufficient space and people (as indicated on page 1) to assemble your product safely.
4. We recommend that, where possible, all items are assembled near to the area in which they will be placed in use, to avoid moving the product unnecessarily once assembled.
5. For the protection of your furniture, we recommend that the product is placed on a protected surface during assembly to prevent any damage.
6. During assembly please take care not to over-tighten any fittings, as this may damage the product. Do not use power tools.
7. Always place the product on a flat, steady and stable surface.
8. Do not stand on the product. Do not use the product as a stepladder.
9. This product is intended household use only as it is a non-industrial product.
10. Please use caution and care when lifting the product to avoid personal injury and/or product damage.

GRC CARE & MAINTENANCE

- GRC (Glass Reinforced Concrete) tables require very little maintenance to keep them looking new.
- For daily care and spills, simply wipe clean with a soft, dry cloth.
- To remove dirt and grime, wipe clean with a soft damp cloth and mild detergent solution as required.
- To protect the finish, avoid the use of abrasive chemicals and rough cleaning pads and polishes.
- To guard against fading, any outdoor furniture exposed to direct sunlight or the everyday elements, we recommend the use of outdoor furniture covers

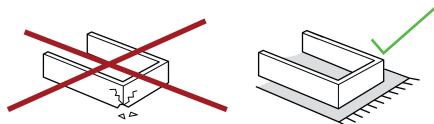
We recommend storing furniture under cover, out of direct sunlight and using furniture covers when not in use and for protection during the winter months.



Part name



This table has a heavy top and the use of 4 people must be used when moving this table.



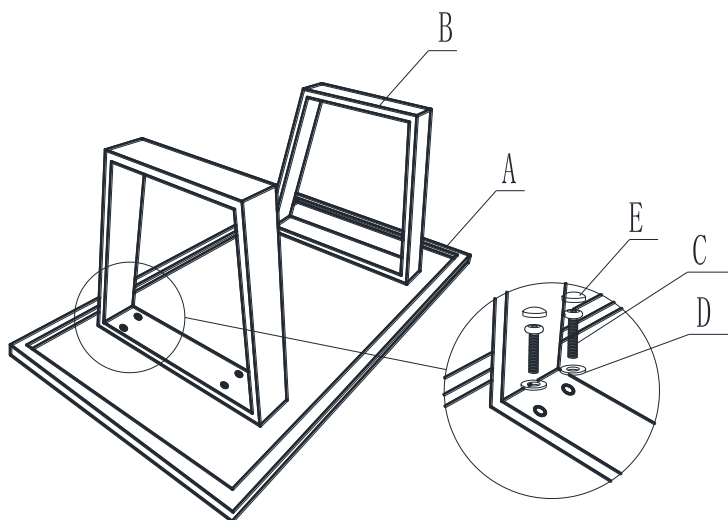
Before starting assembly have a protective surface such as the cardboard packing under the top.

This is to protect the GRC top when the legs are being attached.

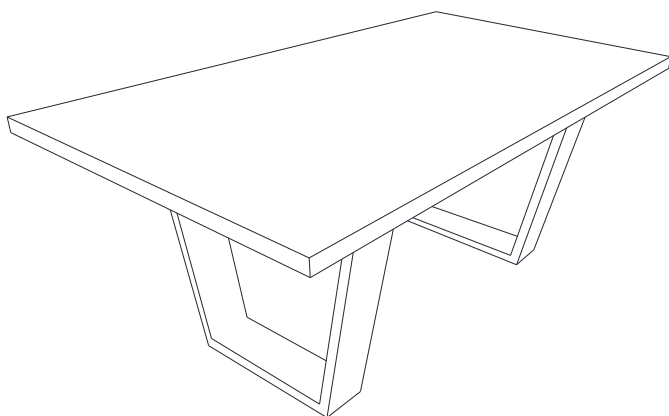
A		1	D		8
B		2	E		8
C		8	F		1

Assembly

STEP 1



STEP 2





LIVING & CO[®]

Warranty

We pride ourselves on producing a range of quality products that are both packed with features and completely reliable. We are so confident in our products, we back them up with one year warranty.

Now you too can relax knowing that you are covered.

Customer Helpline NZ: 0800 422 274

This product is covered by one year warranty when accompanied by proof of purchase.