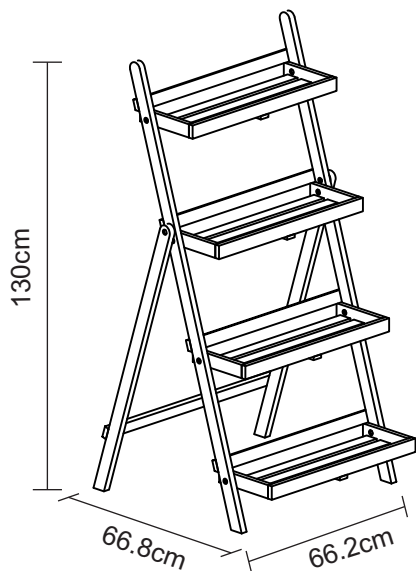


LIVING & CO[®]

Folding Pot Stand 4 tier



INSTRUCTION MANUAL

Barcode: 9401056848546

AFTER SALES SUPPORT

 (NZ) 0800 422 274

Important Safety Instructions

Semi-tighten each bolt during assembly; ensure all bolts are tightened when fully assembled

Always place the product on a flat, steady and stable surface

Assembly Details

05 MIN

Approximate Assembly Time



1 Person of Assembly

FLOOR AREA
2.0M x 2.0M



Required Assembly Space

Tip before you start

1. Please check that all parts are present before you start the assembly of your furniture.
2. For ease and speed of assembly, we recommend that before you commence each step of the assembly, that you identify all the parts required for that step.
3. For larger items, please ensure that you have sufficient space and people (as indicated on page 1) to assemble your product safely.
4. We recommend that, where possible, all items are assembled near to the area in which they will be placed in use, to avoid moving the product unnecessarily once assembled.
5. For the protection of your furniture, we recommend that the product is placed on a protected surface during assembly to prevent any damage.
6. During assembly please take care not to over-tighten any fittings, as this may damage the product. Do not use power tools.
7. Always place the product on a flat, steady and stable surface.
8. Do not stand on the product. Do not use the product as a stepladder.
9. This product is intended household use only as it is a non-industrial product.
10. Please use caution and care when lifting the product to avoid personal injury and/or product damage.

Care and maintenance

HARDWOOD CARE INSTRUCTIONS

- Hardwood timber is extremely tough & durable but will naturally react to the elements. Fading to a silvery grey, checking and hairline cracks may occur. Furniture requires very little maintenance as it has been made to be used throughout the year in all types of weather conditions.
- If the finish becomes dirty, greasy or oily, Wood Cleaner is recommended for easy removal. High-pressure water cleaners should not be used to clean your furniture.
- It is quite natural for timber to shrink and expand depending on humidity levels. We recommend storing furniture under cover, out of direct sunlight and using furniture covers when not in use and for protection during the winter months. Do not store this product in centrally heated rooms, as this will cause the timber to dry out and possibly shrink and crack.

ALUMINIUM CARE INSTRUCTIONS


- When left exposed to the elements for a period of time aluminium may oxidize. To prolong the life of your furniture, clean and dry frame regularly. Use car polish or similar for extra protection of metal components. Use spray lubricant or similar on nuts and bolts.

CUSHION CARE INSTRUCTIONS

- Our cushions contain a UV treatment to protect them against deterioration. Some fading will occur over time.
- To clean cushions wash with mild soapy water and rinse thoroughly with fresh water.
- To avoid stains, remove spills promptly.
- Do not use solvent type cleaners.
- Do not machine wash, dryclean or tumble dry.
- Never store cushions when wet.
- We recommend that all cushions are stored inside to extend their life.


We recommend storing furniture under cover, out of direct sunlight and using furniture covers when not in use and for protection during the winter months.

Part name

NO.	DESCRIPTION	QTY.
A		1

Assembly


Step 1



Step 2



Step 3





LIVING & CO[®]

Warranty

We pride ourselves on producing a range of quality products that are both packed with features and completely reliable. We are so confident in our products, we back them up with one year warranty.

Now you too can relax knowing that you are covered.

Customer Helpline NZ: 0800 422 274

This product is covered by one year warranty when accompanied by proof of purchase.

AFTER SALES SUPPORT

  0800 422 274