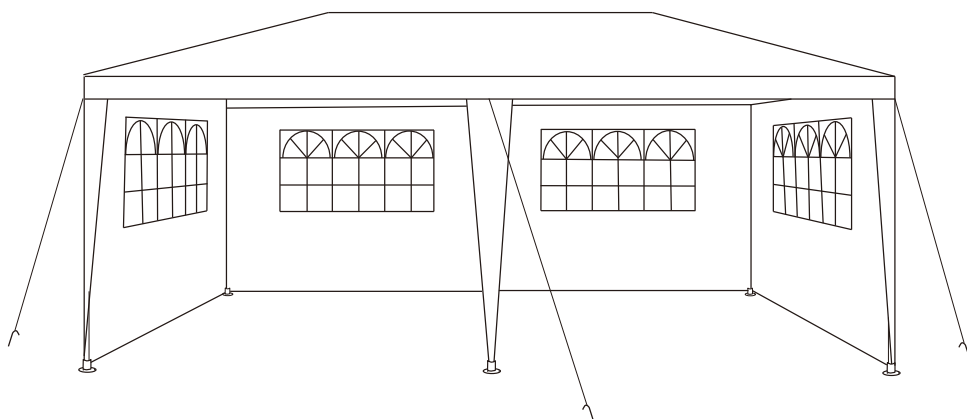


14.5CM

# LIVING & CO<sup>®</sup>

## Gazebo Party w/walls 3x6m



Dimensions: 3 D X 6 m W

### INSTRUCTION MANUAL

9401056174577

**AFTER SALES SUPPORT**

  0800 422 274

## Assembly Details

- Not designed to be a permanent structure.
- Do not leave erected in windy or rainy conditions.
- Use guide ropes at all times.
- Not for use as a carport or vehicle cover.

**45 min**

*Approximate Assembly Time*



*4 Persons Assembly*

*Floor Area  
3 x 6 meters*



*Required Assembly Space*


















## Tips before you start

1. Please check that all parts are present before you start the assembly of your furniture.
2. For ease and speed of assembly, we recommend that before you commence each step of the assembly, that you identify all the parts required for that step.
3. For larger items, please ensure that you have sufficient space and people (as indicated on page 1) to assemble your product safely.
4. We recommend that, where possible, all items are assembled near to the area in which they will be placed in use, to avoid moving the product unnecessarily once assembled.
5. For the protection of your furniture, we recommend that the product is placed on a protected surface during assembly to prevent any damage.
6. During assembly please take care not to over-tighten any fittings, as this may damage the product. Do not use power tools.
7. Always place the product on a flat, steady and stable surface.
8. Do not stand on the product. Do not use the product as a stepladder.
9. This product is intended household use only as it is a non-industrial product.
10. Please use caution and care when lifting the product to avoid personal injury and/or product damage.

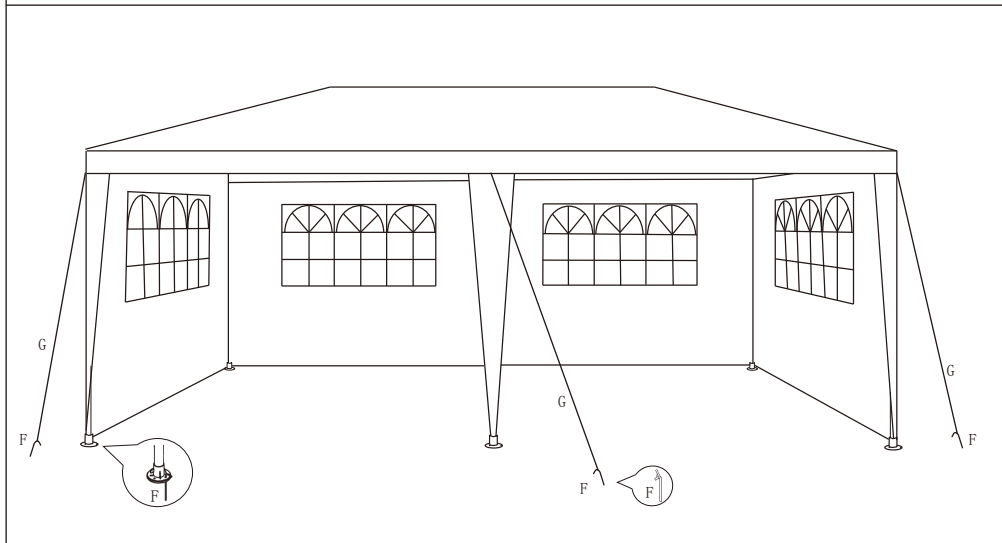
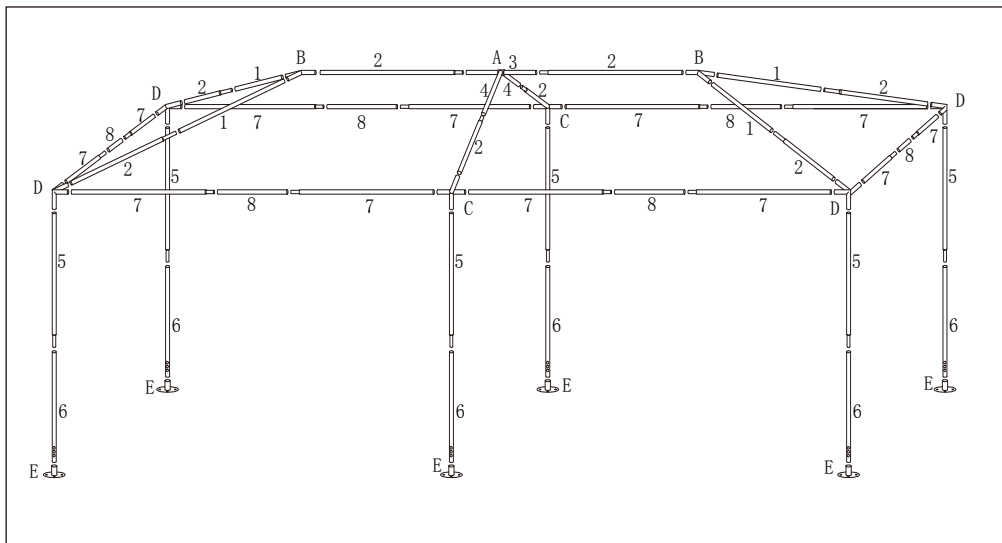
## Care and maintenance

- When left exposed to the elements for a period of time, steel may rust and fabric may fade.
- To prolong the life of your furniture, clean and dry frame regularly.
- Use car polish or similar product for extra protection of metal components. Use spray lubricant or similar on nuts and bolts.
- We recommend storing furniture under cover, out of direct sunlight and using furniture covers when not in use and for protection during the winter months.

## Part Name

1#		X 4
2#		X 8
3#		X 1
4#		X 2
5#		X 6
6#		X 6
7#		X 12
8#		X 6
A		X 1
B		X 2
C		X 2
D		X 4
E		X 6
F		X 12
G		X 6
H		X 4
I		X 1

# Assembly





*Read the manual.*

It will help you get the best out of your product.

*Still have questions?*

Call After Sales Support

**0800 422 274**

# LIVING & CO<sup>®</sup>

## Warranty

We pride ourselves on producing a range of quality products that are both packed with features and completely reliable. We are so confident in our products, we back them up with a 1-year warranty.

Now you too can relax knowing that you are covered.

Customer Helpline NZ: 0800 422 274

This Product is covered by 1-year warranty when accompanied by proof of purchase.