

LIVING & CO MADRID BOOKCASE 5 TIER


60 MIN

APPROXIMATE ASSEMBLY TIME



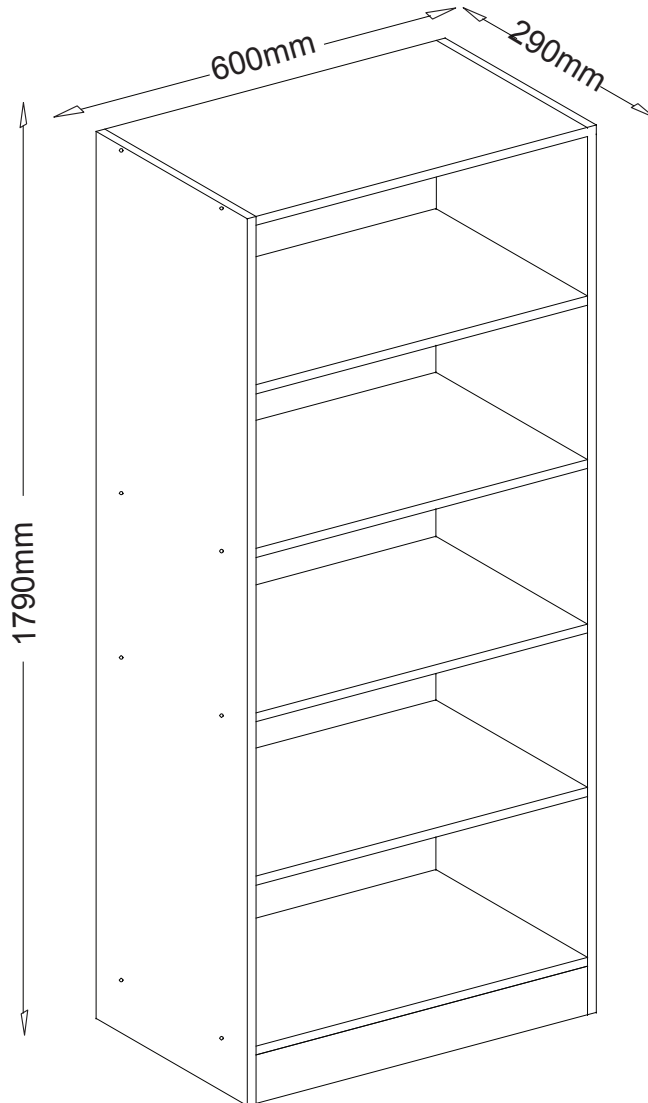
2 PERSON ASSEMBLY

FLOOR AREA
2.0MX3.0M



REQUIRED ASSEMBLY SPACE

ASSEMBLED DIMENSIONS



MAX WEIGHT: 10 KG /PER SHELF

1 / 6

BARCODE:9333527405357
9333527389671

LIVING & CO MADRID BOOKCASE 5 TIER

Tips before you start:

1. Please check that all parts are present before you start the assembly of your furniture.
2. For ease and speed of assembly, we recommend that before you commence each step of the assembly, that you identify all the parts required for that step.
3. For larger items, please ensure that you have sufficient space and people (as indicated on page 1) to assemble your product safely.
4. We recommend that, where possible, all items are assembled near to the area in which they will be placed in use, to avoid moving the product unnecessarily once assembled.
5. For the protection of your furniture, we recommend that the product is placed on a protected surface during assembly to prevent any damage.
6. During assembly please take care not to over-tighten any fittings, as this may damage the product.
7. Always place the product on a flat, steady and stable surface.
8. Do not stand on the product. Do not use the product as a stepladder.
9. This product is intended for indoor, household use only as it is a non-industrial product.

Care and Maintenance of your Furniture

- Please periodically check all fittings and re-tighten as necessary.
- To clean your item, please use a damp cloth and wipe clean.
- Never allow any kind of liquid to remain on your furniture. Absorption can cause wood to warp or finishes to de-laminate.
- Please do not place hot items (eg. Hot drinks) directly on to the surface.
- Please do not drag and pull your furniture.

WARNING

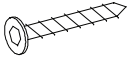




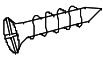

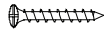







We recommend you to fix the furniture to the wall with the enclosed safety straps to prevent it from tipping over if a child climbs or hangs on it. Different wall materials require different types of fixing devices, if you are uncertain about what type of screw or fitting to use, please contact your local hardware store.

It is undesirable to place objects of interest to children in view on this type of furniture item, as children may be tempted to climb to retrieve the objects the result that the furniture item may tip and cause injury or death.

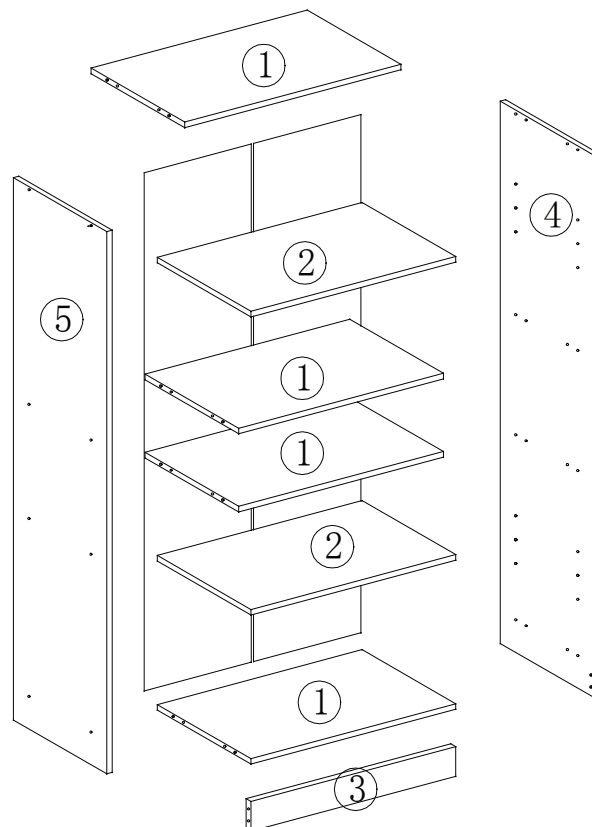
Furniture items can tip under certain circumstances, especially when placed on carpet, uneven or sloping flooring or when subject to extreme use. Therefore care must be taken especially where small children can access any chests of drawers or bookcases or similar furniture items.

LIVING & CO MADRID BOOKCASE 5 TIER

HARDWARE LIST

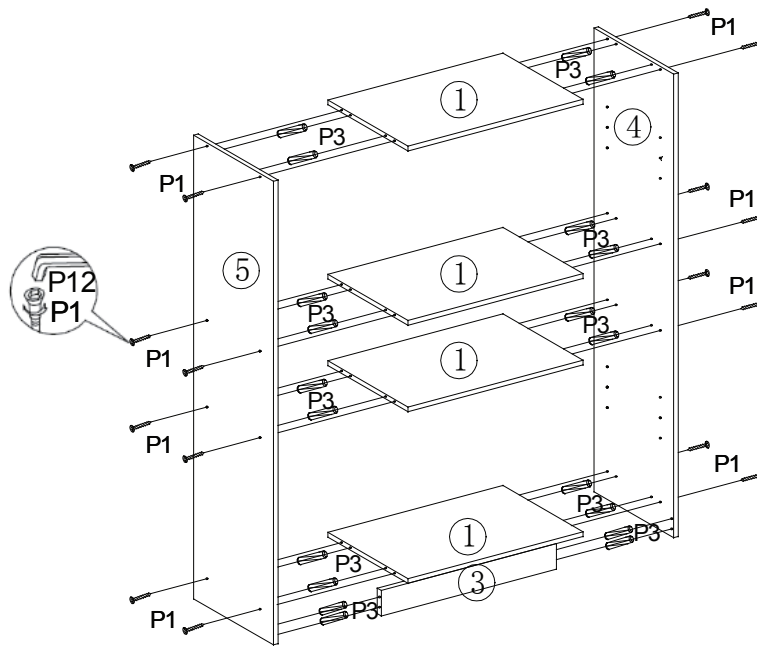
<p>P1 X 16</p>  <p>M5x40mm</p>	<p>P2 X 8</p> 	<p>P3 X 20</p>  <p>Ø 5.8X30mm</p>	<p>P4 X 1</p> 	<p>P5 X 2</p> 
<p>P6 X 2</p>  <p>M3.5x12mm</p>	<p>P7 X 4</p> 	<p>P8 X 2</p>  <p>M4X35mm</p>	<p>P9 X 2</p> 	<p>P10X30</p> 
<p>P11X4</p> 	<p>P12X1</p> 	<p>P13X16</p> 	<p>Tools required</p>  <p>Phillips screwdriver</p>  <p>Hammer</p>	

PARTS LIST

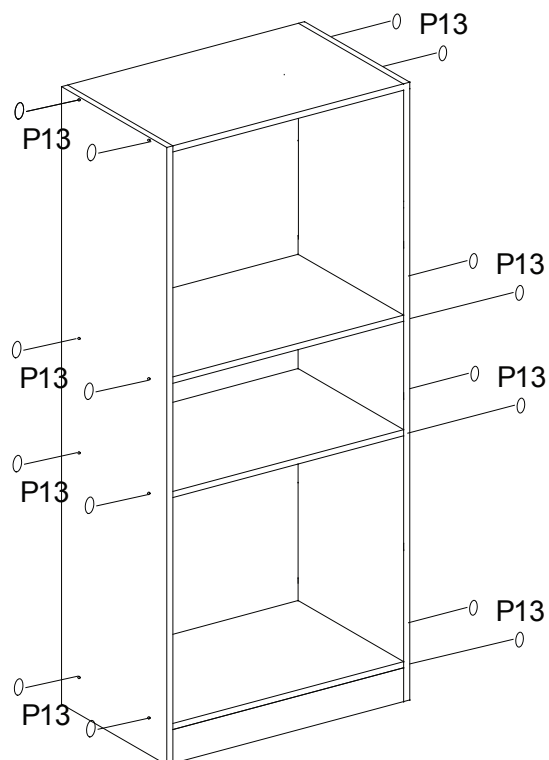


LIVING & CO MADRID BOOKCASE 5 TIER

STEP 1

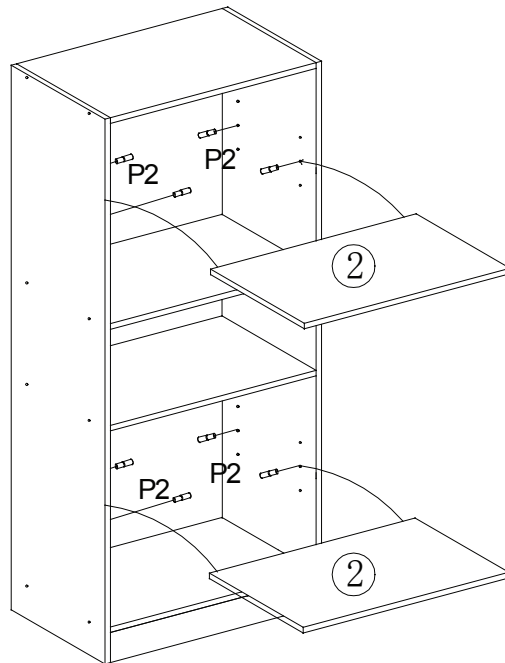


STEP 2

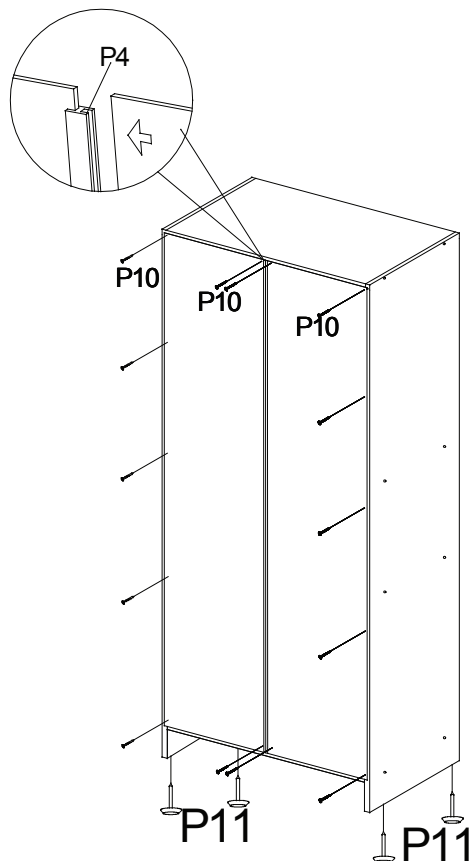


LIVING & CO MADRID BOOKCASE 5 TIER

STEP 3

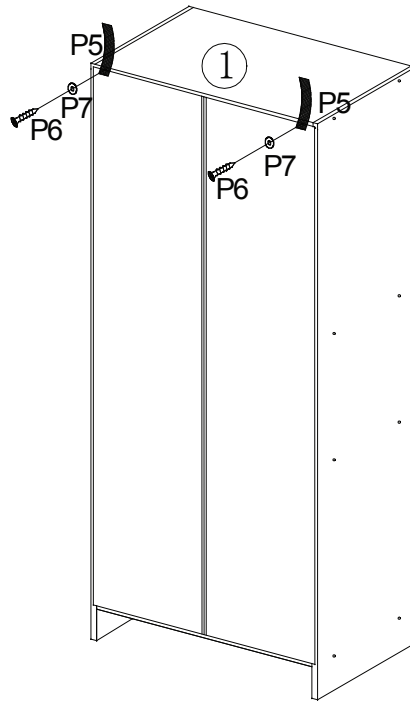


STEP 4

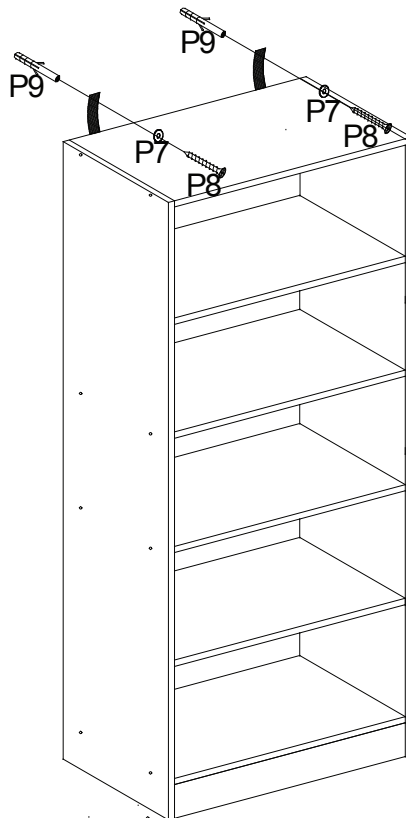


LIVING & CO MADRID BOOKCASE 5 TIER

STEP5



STEP6



YOUR FURNITURE IS READY FOR USE